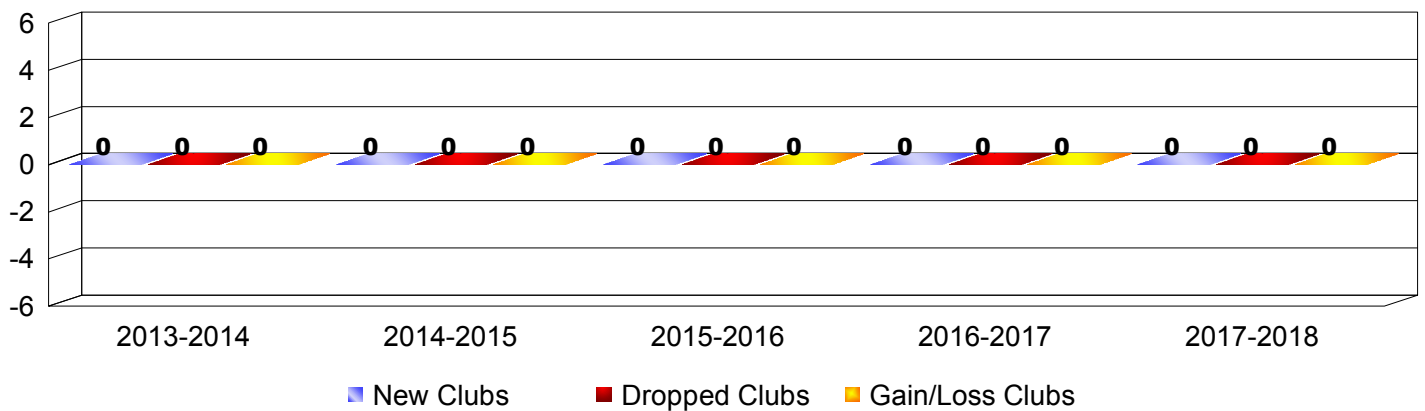
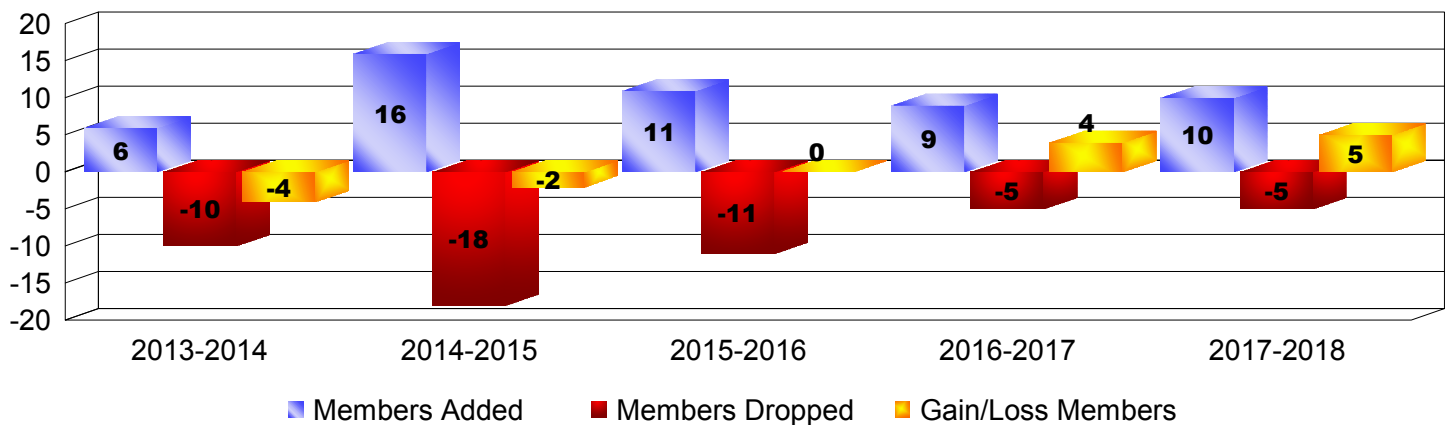


Year	New Clubs	Dropped Clubs	Gain/ Loss Clubs	New Members	Charter Members	Reinstate Members	Transfer Members	Total Member Added	Total Members Dropped	Gain/ Loss Members
2013-2014	0	0	0	4	0	0	0	4	-6	-2
2013-2014	0	0	0	2	0	0	0	2	-4	-2
2014-2015	0	0	0	8	0	2	0	10	-12	-2
2014-2015	0	0	0	4	0	0	2	6	-6	0
2015-2016	0	0	0	4	0	0	1	5	-7	-2
2015-2016	0	0	0	5	0	0	1	6	-4	2
2016-2017	0	0	0	6	0	1	0	7	-2	5
2016-2017	0	0	0	2	0	0	0	2	-3	-1
2017-2018	0	0	0	2	0	1	0	3	-2	1
2017-2018	0	0	0	3	1	0	3	7	-3	4
Average	0	0	0	4	0	0	1	5	-5	0

Clubs

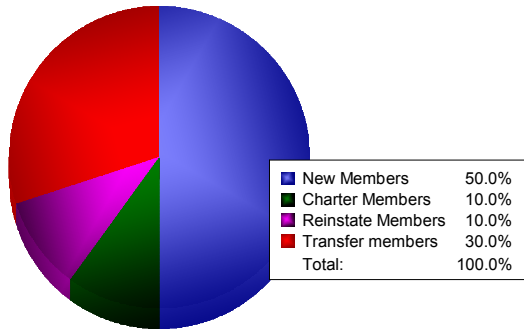


Members



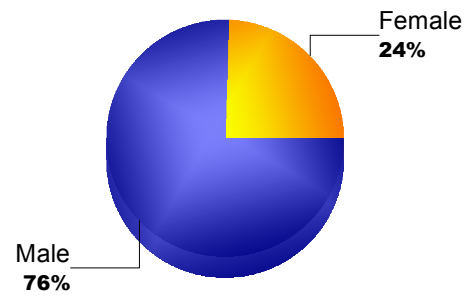
Membership Composition

June 2018 Cumulative



Gender Comparison

June 2018 Cumulative



Year	New Clubs	Dropped Clubs	Gain/ Loss Clubs	New Members	Charter Members	Reinstate Members	Transfer Members	Total Member Added	Total Members Dropped	Gain/ Loss Members
2013-2014	1	-1	0	196	86	23	10	315	-184	131
2014-2015	1	-4	-3	161	26	8	18	213	-392	-179
2015-2016	2	-3	-1	132	47	24	19	222	-305	-83
2016-2017	3	0	3	185	99	13	7	304	-214	90
2017-2018	1	-7	-6	147	43	5	14	209	-380	-171
Average	2	-3	-1	164	60	15	14	253	-295	-42

